



SI20 Hot Water  
Heat Interface Units

[www.rhico.co.uk](http://www.rhico.co.uk)

# Rhico | SI20

## Hot Water Heat Interface Unit

SI20


### DESCRIPTION

#### ***Ultra low primary temperatures, high DHW production***

The Rhico SI20 is a hot water only HIU designed to operate with extremely low primary temperatures to reduce heat loss and increase system efficiency. This instantaneous hot water module uses a stainless steel plate heat exchanger to produce a maximum flow rate of 27 litres per minute. The temperature of the water is controlled by a thermostatic mixing valve on the primary circuit reducing or increasing flow rate until the desired temperature is reached. The unit can be supplied with either a pump, placed on the primary circuit and activated by a signal from a flow switch on the domestic hot water pipework or a differential valve. Optional extras include heat meter for individual billing purposes and a secondary hot water return kit.

### BENEFITS

- Compact module 600mm x 400mm x 250mm
- Fully insulated
- Preassembled and tested
- Low primary temperatures
- Shut-off valves both on primary and secondary circuit
- Reduced maintenance
- Easy setting of DHW temperature
- Large hot water production
- Modulating flow rate via the thermostat mixing valve on the primary circuit
- Secondary return kit available
- Designed for the optional installation of a heat meter (primary circuit)



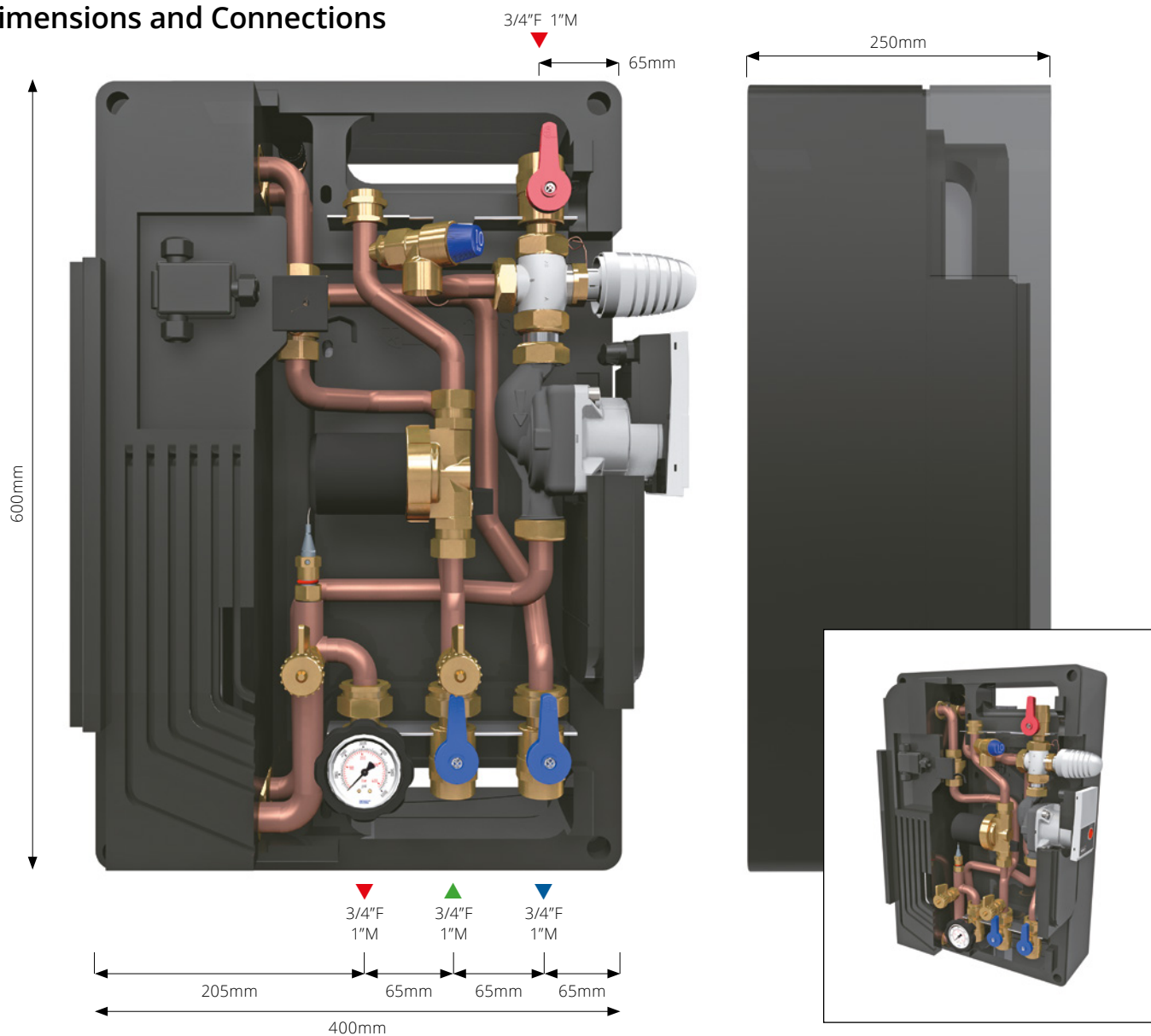
# SI20 Hot Water HIU

SI20

## Technical Data

Max. flow rate of primary flow	Max. flow rate of DHW	DHW temperature set	Max. working pressure	Power supply	Min. flow rate DHW/ON production	Min. flow rate DHW/OFF intervention	Exchange surface of plates exchanger	Max. available dimensions (HxDxT)	Secondary return pump
1200 l/h	30 l/h $\Delta P$ 0.5 bar	40-55°C	6 bar	230 V AC 50/60 Hz - 45 W	2.5 ± 0.3 l/m	2.5 ± 0.3 l/m	0.882 m <sup>2</sup>	400 x 600 x 250mm	Lowara/ Xylem EB 15-1/94 R

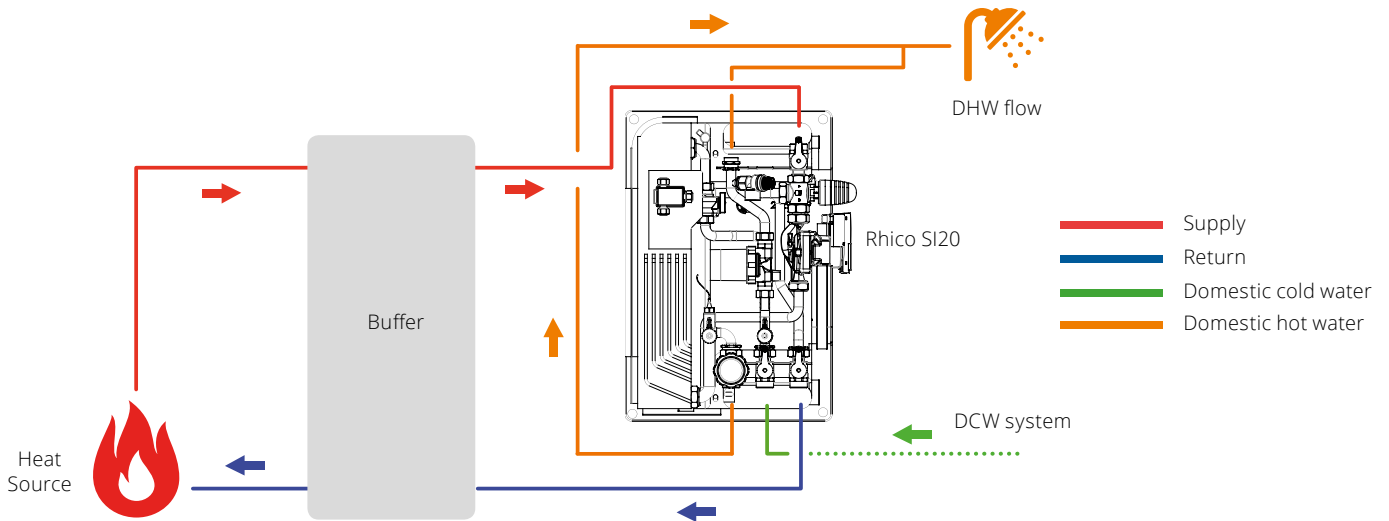
## Dimensions and Connections



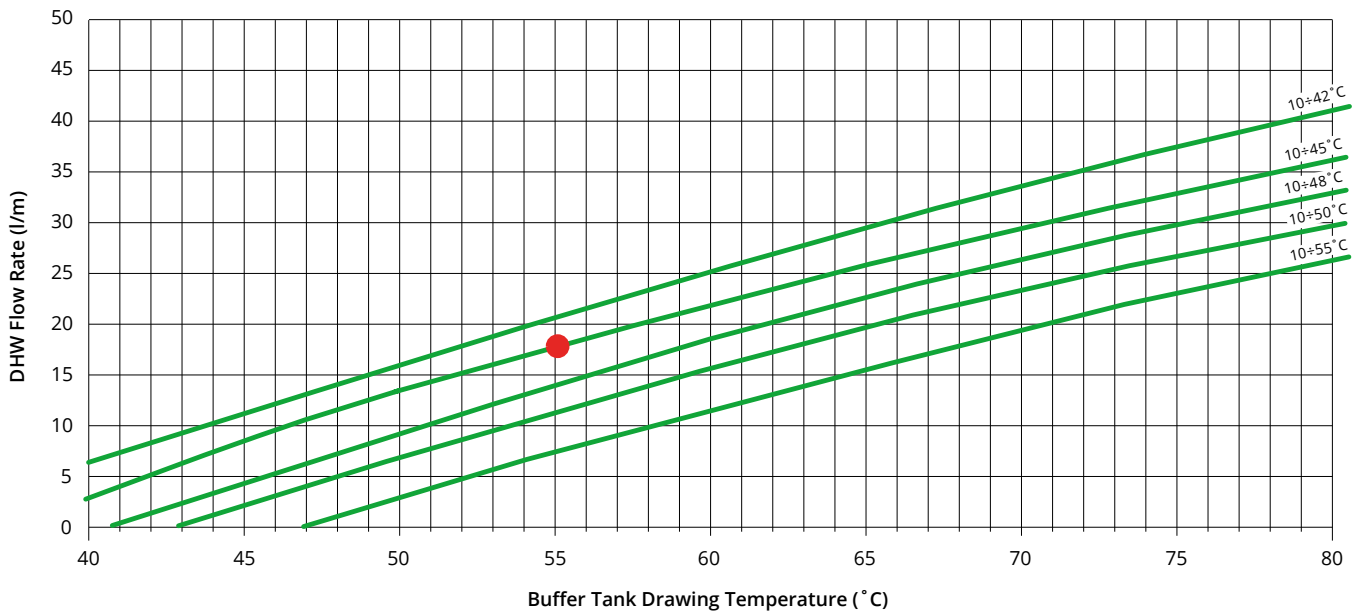
## SI20 Hot Water HIU

SI20

### Example of use



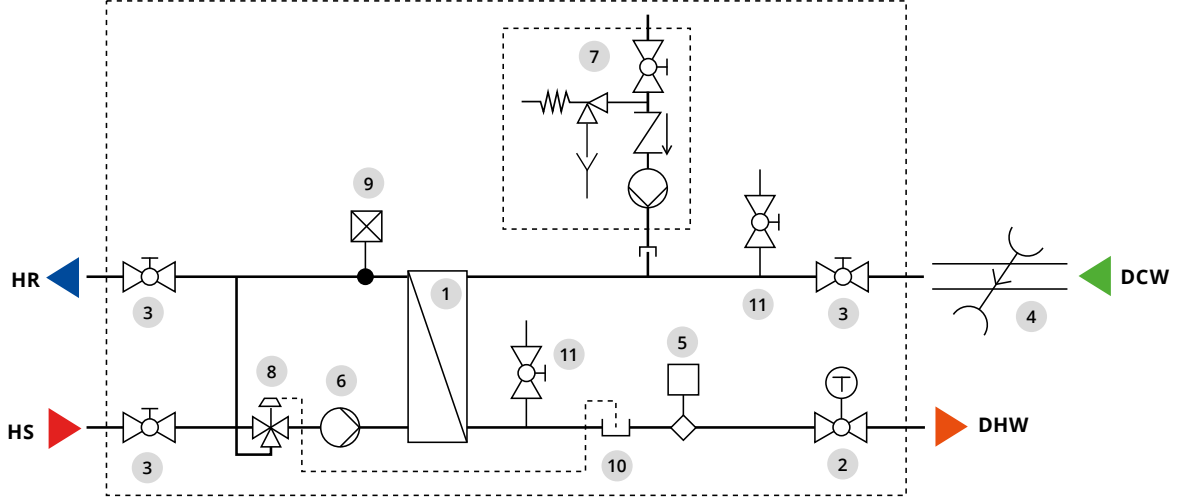
### DHW Production



The proper working of the system is guaranteed if the temperature of the primary flow exceeds at least 5°C the temperature of the stated DHW set.

# SI20 Hot Water HIU


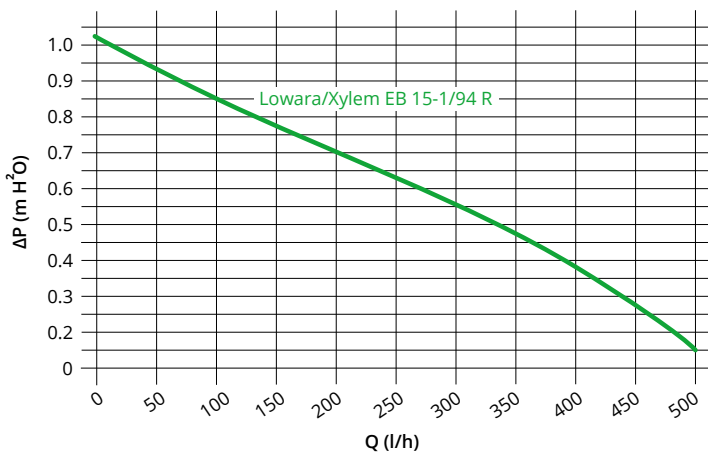
## Hydraulic Circuit




### COMPONENTS

- |   |   |                                     |
|---|---|-------------------------------------|
| 1. Insulated brazed plate iron steel heat exchanger | 7. Secondary return with ball valve, pump and check valve | <b>HR</b> Return 3/4"               |
| 2. Ball valve with check valve                      | 8. 3 way mixing valve with thermostatic actuator          | <b>HS</b> Supply 3/4"               |
| 3. Ball valve                                       | 9. Manual air vent  | <b>DHW</b> Domestic hot water 3/4"  |
| 4. Water main                                       | 10. Sensor pocket for thermostatic actuator               | <b>DCW</b> Domestic cold water 3/4" |
| 5. Flow switch                                      | 11. Load / drain tap                                      |                                     |
| 6. Primary pump or differential valve               |   |                                     |

## Characteristic Curves Recirculation Pump



Thermostat integrated into the circulation pump. Setting 20 ÷ 50 ° C.





Aviation Business Park, Enterprise Close,  
Christchurch, Dorset, BH23 6NX

T: 0800 975 0795 E: [info@rhico.co.uk](mailto:info@rhico.co.uk)

[www.rhico.co.uk](http://www.rhico.co.uk)